

# alcon Innovations

## NEW EExd NAMUR Series Solenoid Valve from Alcon Universal Convertible 5/2 and 3/2 NAMUR Mounting Valves



*The Universal NAMUR Series Valves from Alcon are perfect for piloting single and double acting actuators used on process valves such as butterfly and ball valves.*

### Markets Served

- Offshore
- Petrochemical and Chemical Industries
- Paper/Pulp Recycling
- Food Processing
- Water Treatment Plants

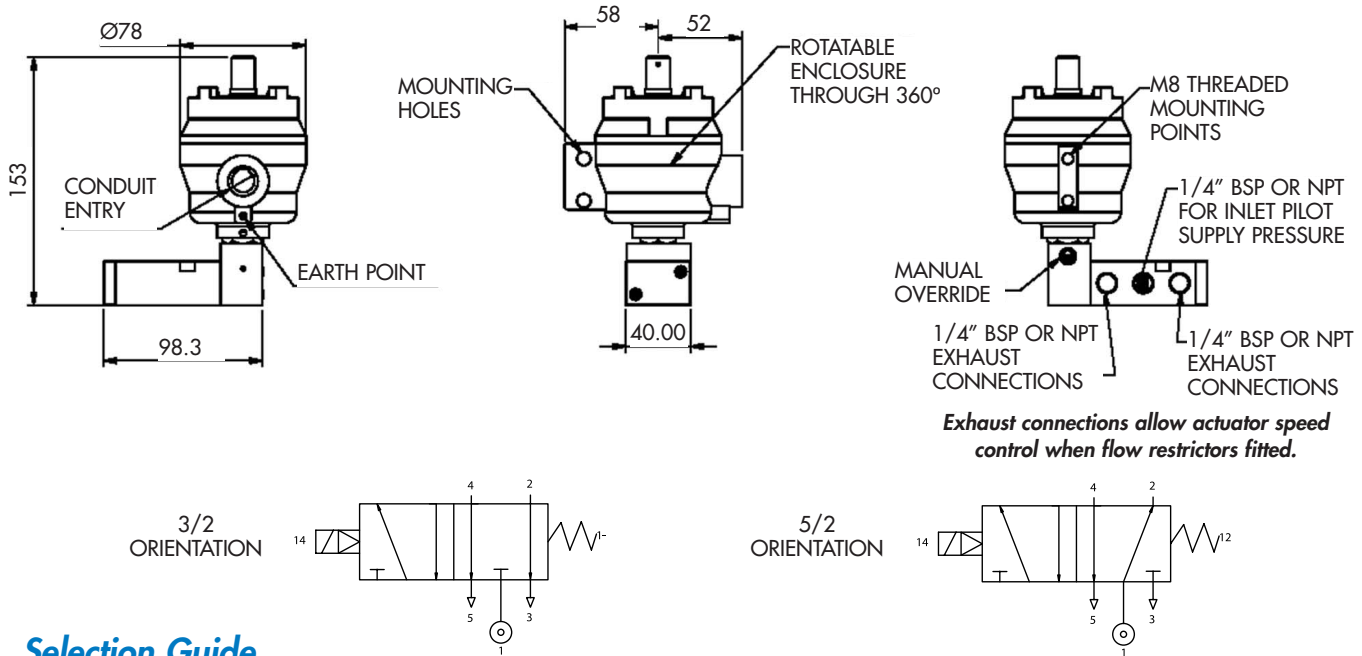
### Features and Benefits

- Pilot operated spool valve technology, 5/2 or 3/2 convertible by the user
- High Flow Design Cv=1.4, Kv = 1.2
- Manual override is standard
- Rapid response time up to 5 cycles per second
- Duty Cycle: 100% continuously rated for multimillion cycle life
- Integrated exhaust ports for variable speed control in 3/2 configuration
- Operating Pressure 37 - 150 psi (2.5 - 10 bar)
- Aluminum Body as Standard

### Technical Specifications

<b>Body Material:</b>	Anodized Aluminum
<b>Seal Material:</b>	Nitrile (BunaN) + 14°F to +176°F - 10°C to + 80°C
Note: Temperature ranges indicate media temperatures for seal material.	
<b>Coil Voltage DC:</b>	12v, 24v
<b>Coil Voltage AC:</b>	24v, 110v, 120v, 220v, 230v, 50/60 Hz
<b>Standard Protection Class:</b>	IP67 EExd T6 IIC within a -50° to +40°C
<b>Optional:</b>	IP67 EExd T4 IIC within a -50° to +70°C
<b>Conduit Connection:</b>	M20 x 1.5
<b>Optional:</b>	1/2" NPT
<b>Media:</b>	Compressed Air, Filtered 50µm

# Dimensional Data - Universal Convertible 5/2 and 3/2 EExd NAMUR Mounting Valves



Exhaust connections allow actuator speed control when flow restrictors fitted.

## Selection Guide

Pipe Size	Cv	OPD		Power Watts	Body Material	Weight lbs.	Catalogue Number
		Bar	PSI				
1/4"	1.4	2.5-10	37-150	14.5	Aluminum	1.5	NAMUR EExd-NPT
1/4"	1.4	2.5-10	37-150	14.5	Aluminum	1.5	NAMUR EExd-BSP


\* The manual override device allows manual operation of the valve when in the de-energized state. With the electrical supply off, to open the valve turn the manual override screw clockwise through 1/4 turn so that the slot is in line with the solenoid. Return the screw to the closed position before energizing the valve.

**Operating Pressure Differential (OPD):**  
The differential pressure range between the inlet and outlet ports at which the valve can safely operate. Figures represent tests carried out at +/- 10% of rated voltage in a 20°C ambient.

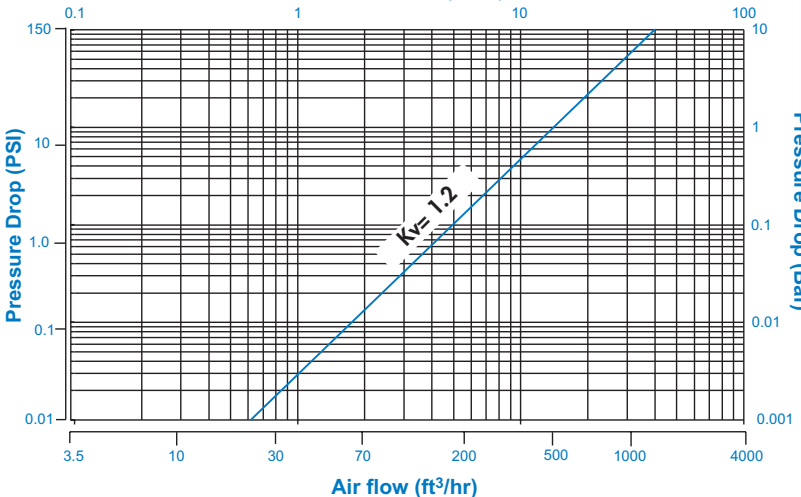
**Catalogue Number:**  
Represents the valve in its standard (base) configuration. Optional specification combinations will modify this number accordingly - consult manufacturer for details.

### How to use Flow Chart based on Kv

1. Select the required flow, M<sup>3</sup>/hr.
2. Note the corresponding Kv and pressure drop.
3. Using Kv, (refer to the Selection Guide above), choose the desired valve by pipe size, Kv and Catalogue Number.



Universal Series - 5/2  
Air Flow (M<sup>3</sup>/H)



**Headquarters**  
Alcon IMC U.K. Limited  
Patrick Gregory Road  
West Midlands  
WV11 3DZ  
United Kingdom  
Tel: +44 (0) 1902 305678  
Fax: +44 (0) 1902 305676  
www.alconsolenoids.com

**North American Headquarters**  
Alcon North America  
600-B West Terrace Drive  
San Dimas, California  
91773-2916  
Phone: 909-305-2363  
Fax: 909-305-2373  
www.ecivalves.com  
www.alconsolenoids.com